




Crewe Engineering & Design UTC

HOME LEARNING PACK

YEAR 13

Introduction



Our staff have prepared some set work in both paper and electronic form for you to complete. This Home Learning Pack is to ensure that you minimise the disruption to your learning.

Your lessons will continue at the normal timetables time for the remainder of the term.

	Period 1 8.45 – 9.50	Period 2 9.50 – 10.55	Period 3 11.10 – 12.15	Period 4 12.15 – 13.20	Period 5 14.05 – 15.10	Period 6 15.10 – 16.15
Monday	Engineering Design Art and Design	Maths (Engineering) Study	Maths Art and Design	Engineering Design	Business Product Design Physics	Maths (Engineering) Maths GCSE Study
Tuesday	Engineering Design	Business Product Design Physics	Maths (Engineering) Study	Maths Art and Design	English GCSE Maths (Engineering) Study	Engineering Design Art and Design
Wednesday	Maths Art and Design	English GCSE Study	Business Product Design Physics	Engineering Design	Engineering Design Art and Design	Tutorial
Thursday	Maths (Engineering) Study	Maths Art and Design	Engineering Design	Engineering Design Art and Design	Business Product Design Physics	Tutorial
Friday	Enrichment Study	Enrichment Study	Enrichment Study	Enrichment Study		

Check your emails for instructions on what you should be doing for the lesson.

Complete the activities set and respond to any task or activity that your teacher wants you to do.

You will be expected to complete the work that has been set and email the teachers any complete work and or questions about the subject.

There will be regular check ins and if we haven't heard from you or your work has not been completed regularly a member of our Senior Leadership Team will be in touch to check work is being completed.

Access School Email and Teams

Download the apps from your app store



Microsoft Outlook

Microsoft Corporation Productivity

PEGI 3

Contains ads

This app is compatible with your device.



Microsoft Teams

Microsoft Corporation Business

PEGI 3

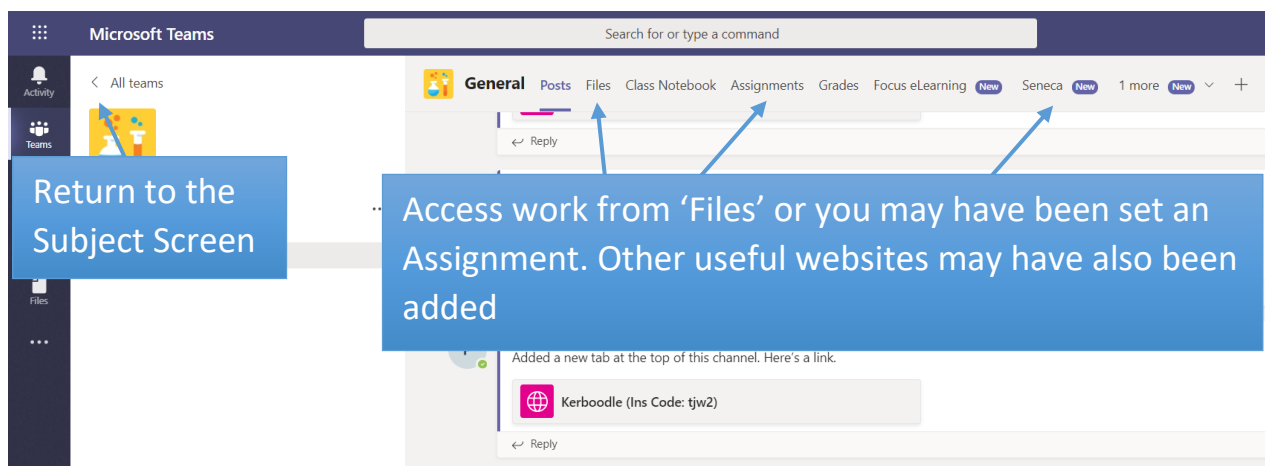
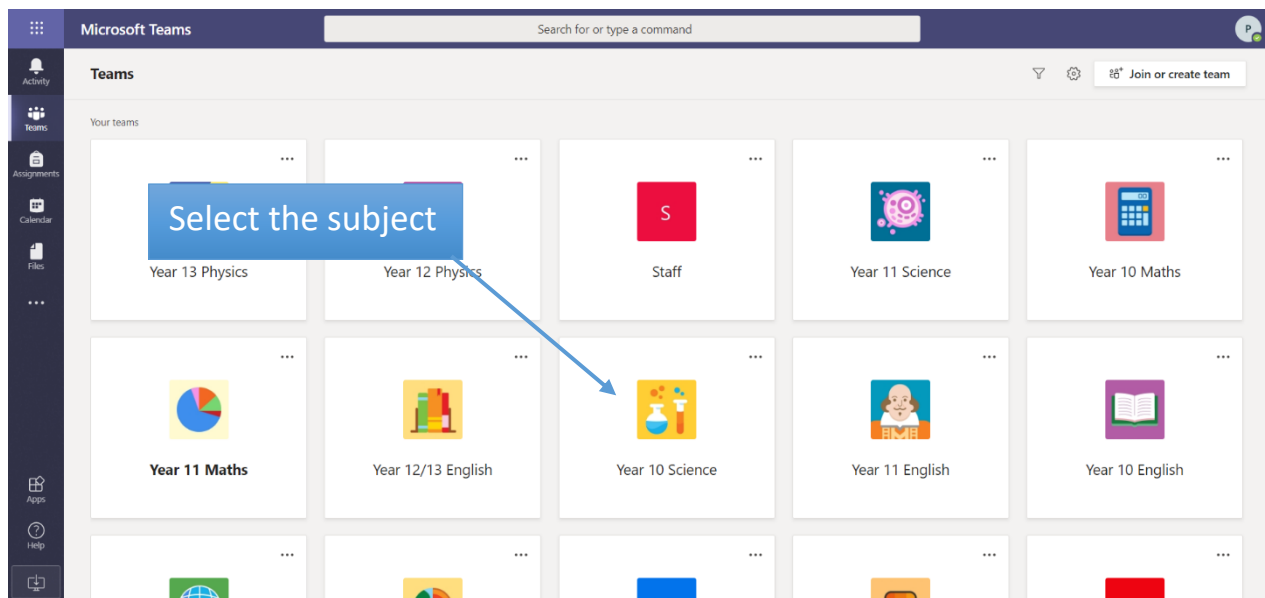
This app is compatible with your device.

On a computer go to www.office.com, where you will be able to access Outlook, Teams and other apps

Username = username@edu.creweutc.org.uk

Password = the same as your current school password

Using Teams (web version)



The app version works in a similar way but the layout is different.



Year	13
Subject	English Language

Subject Teacher School contact details

j.bowen@creweutc.org.uk

Learning Days and Times

You can expect an email with instructions at the following days and times:

Tuesday 9am

Wednesday 9am

Please email your teacher to let them know what you completed in that time – with any print screens or photos or questions.

Instructions for given work pack

- You have been provided with a Revision Pack for Paper 1 and Paper 2, as well as a QR sheet containing links to English Language Revision videos.
- In each Revision pack you will see how to complete an examination question and there will be space to write your own response.
- Use the student examples to mark and self-assess your work.
- Each week complete 1 Past Paper (Your teacher will let you know which one to complete) The Mark Schemes will be sent by the teacher at the end of that lesson. Self-assess and send your mark back in.
- You should use online tools and the mark scheme to make sure that you have corrected any incorrect answers.

Useful Online Resources

- BBC Bitesize <https://www.bbc.co.uk/bitesize/examspecs/zpxh82p>
- Seneca Learning <https://www.senecalearning.com>
- Eduqas Digital Resources - <https://resources.eduqas.co.uk/Pages/ResourcesbyArgs.aspx?subid=11&lvlid=2>
- Preparing for the exam – <http://www.eduqas.co.uk/blogs/some-advice-on-answering-gcse-english-language-questions-this-summer>



Year	13
Subject	Btec Engineering

Subject Teacher School contact details

n.silvano@creweutc.org.uk
j.chiwoko@creweutc.org.uk
abrown@creweutc.org.uk

Learning Days and Times

You can expect an email with instructions at the following days and times:

Monday 8.45am RCK
Monday 12.15pm NSO
Tuesday 8.45am JCO
Tuesday 3.15pm ABN
Wednesday 12.15 JCO
Wednesday 2.10pm JCO
Thursday 11am JCO
Thursday 12.15pm ABN

Please email your teacher to let them know what you completed in that time – with any print screens or photos or questions.

Instructions for given work pack

- **Unit 24- A,B,C,D**

Please find resources on Google drive
You have been given the brief that gives information about each sub-unit.

- **Unit 5-A,B,C**

Please find resources on Google drive.

You have been given the brief that gives information about each sub-unit

Useful Online Resources



Year	13
Subject	Physics

Subject Teacher School contact details

p.osborn@creweutc.org.uk

s.hatton-tonge@creweutc.org.uk

Learning Days and Times

You can expect an email with instructions at the following days and times:

Monday 2.00pm

Tuesday 10.00am

Wednesday 11.15am

Thursday 2.00pm

Please email your teacher to let them know what you completed in that time – with any print screens or photos or questions.

Instructions for given work pack

- You will be emailed with instructions of which lesson to access on Teams, the PowerPoint and any supporting resources will be accessible from the 'Files' section.
- Your teacher will be available for support during your lesson time and you can use the chat facility on teams to communicate with other students.
- Additional videos to support your learning are also available from the links below.
- You can access practical animations to support your learning from the link to Focus e-Learning in Teams.
- Any additional time should be spent revising the content studied already.

Useful Online Resources

- A-Level Physics Online <https://www.alevelphysicsonline.com/>
Username: science@creweutc.org.uk Password: creweutcphysics
- Seneca Learning <https://www.senecalearning.com>
- Gorilla Physics <http://www.gorillaphysics.com/#alevelindexhome>



Year 13

Subject Maths A Level

Subject Teacher School contact details

h.forrest@creweutc.org.uk

j.marshall@creweutc.org.uk

Learning Days and Times

You can expect and email with instructions at the following days and times:

Monday 11:10am and 3:15 pm

Tuesday 11:10am (for a double period)

Wednesday 8.45 am

Thursday 9.50 am

Please email your teacher to let them know what you completed in that time – with any print screens or photos or questions.

Instructions for given work pack

The workpack is on Microsoft teams, the zip files will contain practice papers and markschemes produced by edexcel and also a zipfile that contains the papers broken down by topic along with the markschemes.

You can choose either pack to work through. You are expected to complete at least 1 per week.

Zoom conference calls are set up for teaching as discussed in lesson on Monday.

The textbook can be found at <https://www.cgpbooks.co.uk/sign-in>

Username CreweEDUTC Password Everybodylovesm@ths1

Useful Online Resources

- Maths Genie <https://www.mathsgenie.co.uk/newalevel.html>
- Seneca Learning <https://www.senecalearning.com>
- Quizlet - <https://quizlet.com>
- Dr Frost <https://www.drfrostmaths.com>
- Crash Maths <https://crashmaths.com/a-level-practice-papers-edexcel/>



Year 13

Subject Maths Engineering Btec

Subject Teacher School contact details

h.forrest@creweutc.org.uk

Learning Days and Times

You can expect and email with instructions at the following days and times:

Tuesday 14:00 am

Thursday 09:00 am

Please email your teacher to let them know what you completed in that time – with any print screens or photos or questions.

Instructions for given work pack

Practice Papers are available on Microsoft teams along with markschemes.

Useful Online Resources

- Maths Genie <https://www.mathsgenie.co.uk/newalevel.html>
- Seneca Learning <https://www.senecalearning.com>
- Quizlet - <https://quizlet.com>
- Dr Frost <https://www.drfrostmaths.com>

Home Learning Pack



Crewe Engineering
& Design UTC

Year	12 & 13
Subject	A Level Business Studies

Subject Teacher School contact details

a.williams@creweutc.org.uk

d.price@creweutc.org.uk

Learning Days and Times

You can expect and email with instructions at the following days and times:

Y12	Y13
Tuesday 08:45	Monday 14:00
Wednesday 09:45	Tuesday 09:45
Thursday 11:00	Wednesday 11:00
Friday 09:45	Thursday 14:00

Please email your teacher to let them know what you completed in that time – with any print screens or photos or questions.

Instructions for given work pack

- You have been set up with MS Teams.
- You should use the notebook as a normal exercise book.
- I will upload assignments and resources before the times above.
- If in the event you cannot get onto Teams you should work independently using the websites below.
- I may also email out additional instructions, keep an eye on your emails.
- I will upload PowerPoints for you to view.
- Any additional revision sites and resources : the details will be emailed to you.

Useful Online Resources

- BBC Bitesize <https://www.bbc.co.uk/bitesize/examspecs/zmtchbk>
- Seneca Learning <https://www.senecalearning.com>
- Quizlet - <https://quizlet.com/>
- Worksheets & exam papers can be downloaded from : https://padlet.com/Mrs_W_CreweUTC/t5jpbknlprpx
- Kahoot - <https://kahoot.com/>
- Tutor2you : <https://www.tutor2u.net/business/collections>
- Wiki books - <https://en.wikibooks.org/wiki/Subject:Business>
- Eduqas question bank - <https://www.wjec.co.uk/question-bank/question-search.html>
- Eduqas resources : <https://www.eduqas.co.uk/qualifications/business/as-a-level/>

Home Learning Pack



Crewe Engineering
& Design UTC

Year	13
Subject	TVQ Units 6,7,and 8

Subject Teacher School contact details

p.booker@creweutc.org.uk

Learning Days and Times

You can expect an email with instructions at the following days and times:

Monday 9:50

Thursday 8:45

Friday 12:15

Please email your teacher to let them know what you completed in that time – with any print screens or photos or questions.

Instructions for given work pack

I will be sending out tasks individually to complete as much of Unit8 as we can. Any practical parts will be completed when we return.

Some of you have parts of Units 6 and 7 to complete so you will be receiving individual feedback for those Units.

Please complete tasks as quickly as you can and get them back to me to allow time for feedback.

Useful Online Resources

If necessary I will put resources on to the Department Google Drive page.

<https://drive.google.com/drive/folders/1v6wypVfNmPjAgi1YSnA7s-zSSKOGbRj>





Year	13
Subject	Product Design

Subject Teacher School contact details

n.silvano@creweutc.org.uk
j.chiwoko@creweutc.org.uk

Learning Days and Times

You can expect an email with instructions at the following days and times:

Monday 2.20pm NSO

Tuesday 9.50am JCO

Wednesday 11 am NSO

Thursday 2.20pm

Please email your teacher to let them know what you completed in that time – with any print screens or photos or questions.

Instructions for given work pack

- You are to carry on completing the coursework unit and emailing it to DSG, he will mark the work and give feedback.

Useful Online Resources

- [ENGINEERING - DESIGN AND TECHNOLOGY](#)
- [Home - Design Museum](#)
- <https://www.jamesdysonfoundation.co.uk/>



Year	13- Singles & Doubles
Subject	Art & Design

Subject Teacher School contact details

l.thomas@creweutc.org.uk

n.silvano@creweutc.org.uk

j.chiwoko@creweutc.org.uk

Learning Days and Times

You can expect an email with instructions at the following days and times:

13 Singles

Mon P3- LTH
Tues P4- NSO
Weds P1-LTH
Thurs P2-LTH

13 Doubles

Mon P1- NSO
Mon P3- LTH
Tues P4- NSO
Tues P6- JCO
Weds P1- LTH
Weds P5- LTH
Thurs P2- LTH
Thurs P4- LTH

Times of the lesson:

P1 8:45
P2 9:50
P3 11:10
P4 12:15
P5 14:00
P6 15:10

Please email your teacher to let them know what you completed in that time – with any print screens or photos or questions.

Instructions for given work pack

- 13 SINGLES-

- Handed in Evolution project and fully finished, check tick list to see if you are. Do an evaluation based on the project and email it to me to mark. I will send you the template via email.
- Start new unit 30th March. This is your exam brief so I will email it over on this day as it's released then. You then will start your new research brief. I will email the tick list and a daily to do task for this. You have 4 weeks on this.
- Keep checking your timelines that are in your sketchbook to see the deadline dates.
- Keep checking your email daily as I will send over any power points, help sheets, tick lists and advice for every single lesson.
- Email me images of every completed page as soon as it's done so that I can give you feedback and advice.
- **13 DOUBLES-**
- Finish portfolio unit completely & complete everything on your tick list- Create your portfolio itself, create a portfolio page showing you creating the portfolio, written statement plan page, written statement itself, presentation prep, final evaluation.
- Working on UNIT 7- Ticking off on your to do list as you go along. By Easter you should have done a title page, ideas page, collage, media sample page, artist pages x 2 and experiments x 3 done ready following Easter to do the final ideas page and the final piece itself
- Keep checking your timelines that are in your sketchbook to see the deadline dates.
- Keep checking your email daily as I will send over any power points, help sheets, tick lists and advice for every single lesson.
- Email me images of every completed page as soon as it's done so that I can give you feedback and advice.

These will be emailed every day

- Google Art & Design GCSE in Pinterest for examples
- Time line of deadlines and mini task deadlines
- Tick lists of what's needed in each project
- Feedback sheets
- Power point
- Media help sheets
- Marking scheme
- Briefs